



Dual Band 2.4G 5G Antenna



Part Number: W-1RA6

168 mm
 RoHS/RoHS II Compliant

Features

- Operates in 2410-2490 MHz and 4920-5925 MHz
- Dual band antenna
- Vertical polarization
- High gain of 2 dBi
- VSWR 1.2
- Omni-directional pattern

Applications

- Wifi radios
- Gateways
- Set-Top Boxes
- Security
- IoT
- M2M
- Transportation
- Smart agriculture

Electrical Characteristics

Parameters	Min.	Typ.	Max.	Units	Notes
Frequency Range	2410		2490	MHz	
	4920		5925	MHz	
VSWR	1.2		1.9		
Polarization Model	Vertical				
Impedance		50		Ω	
Gain		2		dBi	
Azimuth	Omni-directional				
Power Handling Capacity		50		W	
Lighting Protection	Direct Current earth				

Mechanical Characteristics

Parameters	Description	Note
Connector	SMA-RP	
Cable Type	RG-178	Inside the enclosure, 50 Ω
Radiator	Cuprum	
Enclosure	TPE	
Base	PBT + PC	
Radom Color	Black	

Environmental Characteristics

Parameters	Description	Note
RoHS Compliant	Yes	
MSL	N/A	



Dual Band 2.4G 5G Antenna



Part Number: W-1RA6

168 mm
RoHS/RoHS II Compliant

Operating temperature	-45 °C to +85 °C	
Storage temperature	-45 °C to +85 °C	

Product Image



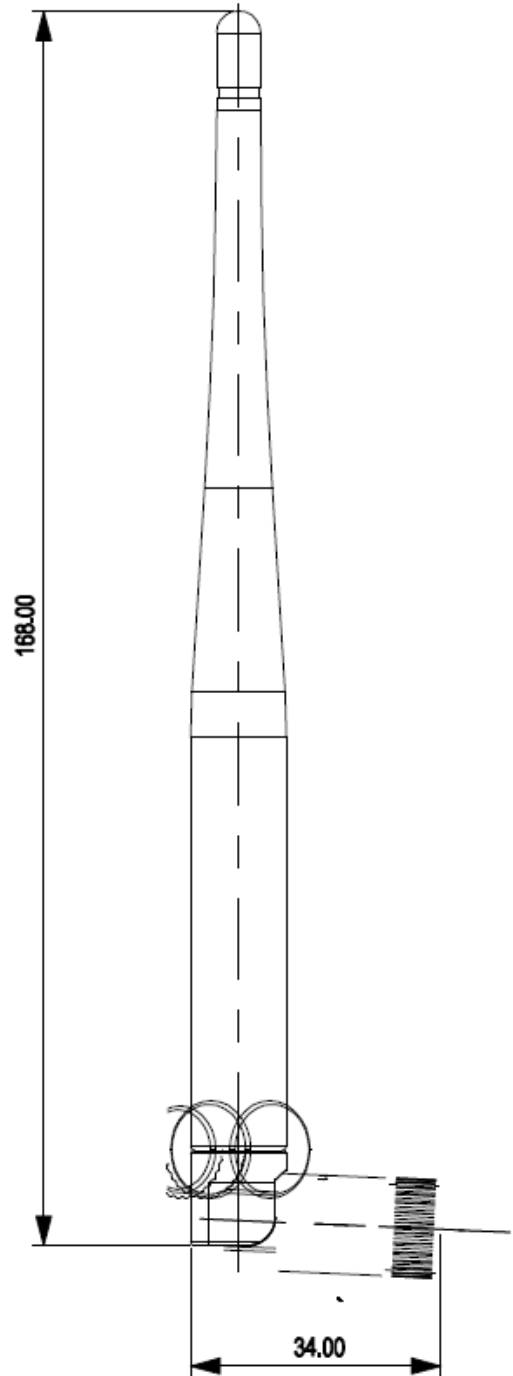
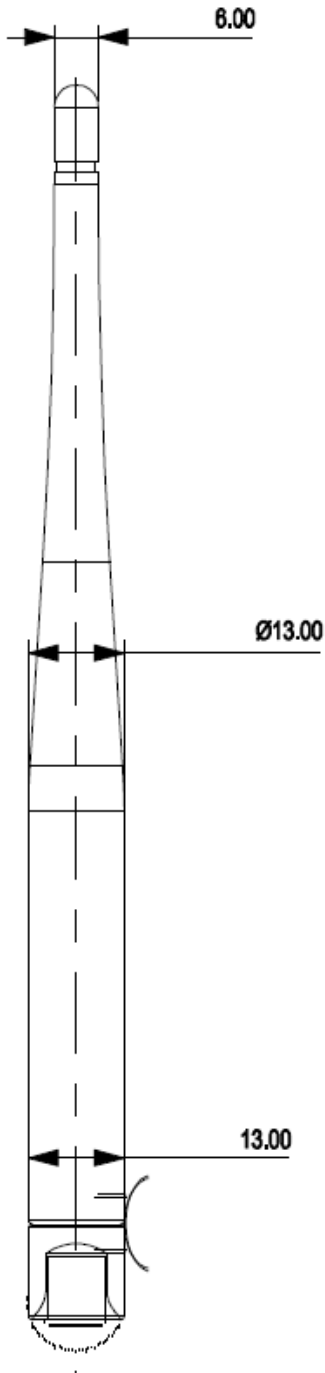


Dual Band 2.4G 5G Antenna



Part Number: W-1RA6

168 mm
RoHS/RoHS II Compliant





Dual Band 2.4G 5G Antenna



Part Number: W-1RA6

168 mm
RoHS/RoHS II Compliant

Radiation Patterns

3D – Pattern



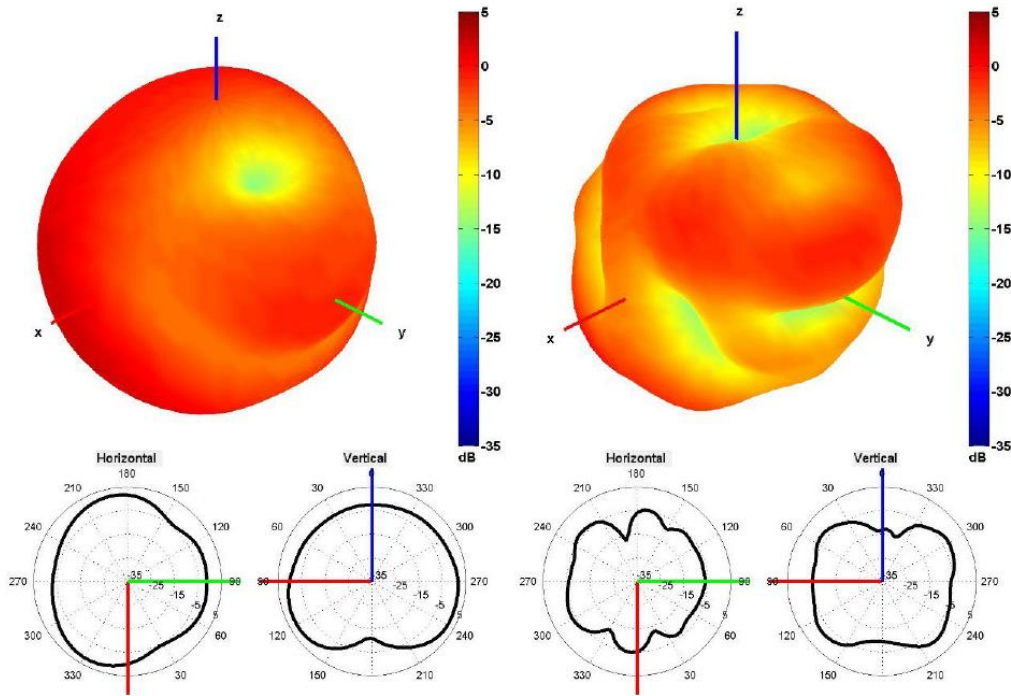


Dual Band 2.4G 5G Antenna



Part Number: W-1RA6

168 mm
RoHS/RoHS II Compliant



2450 and 5500 MHz Radiation pattern

Frequency (MHz)	Efficiency	Gain (dBi)
2442	0.70	2.5
5180	0.37	0.3
5500	0.40	1.2
5825	0.53	2.3

Antenna parameters

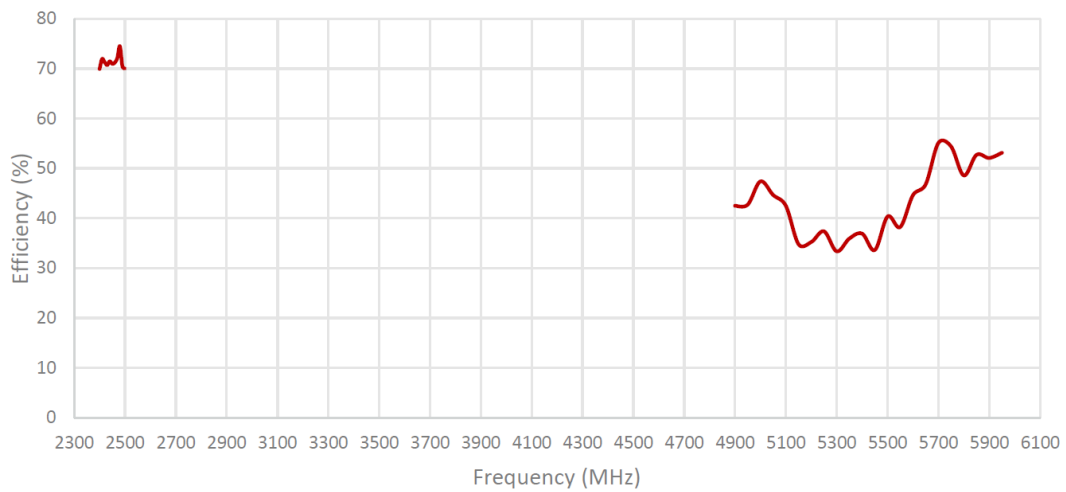
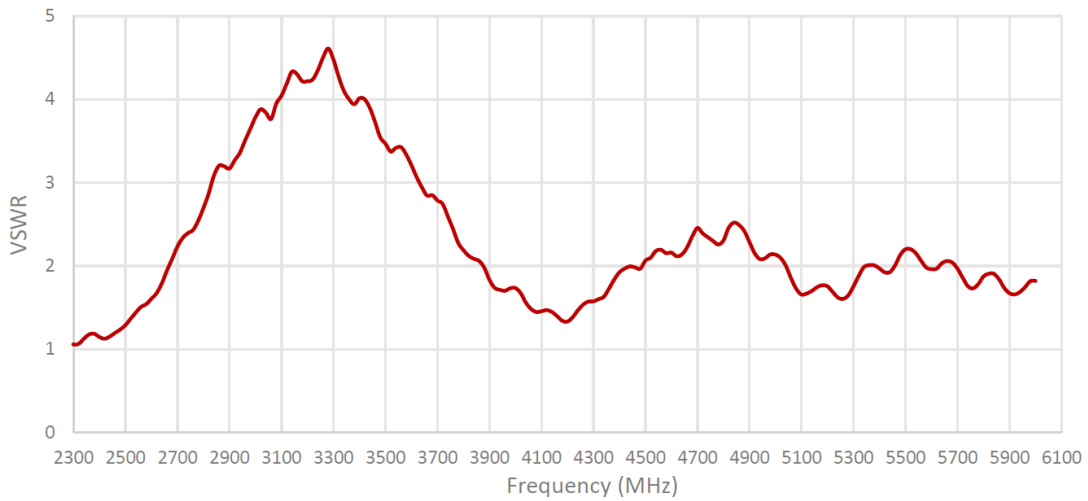
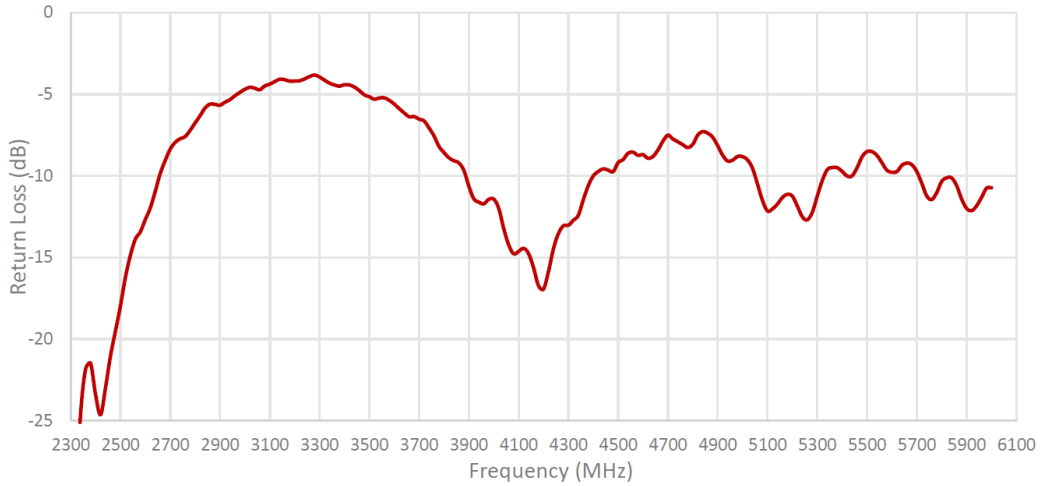


Dual Band 2.4G 5G Antenna



Part Number: W-1RA6

168 mm
RoHS/RoHS II Compliant



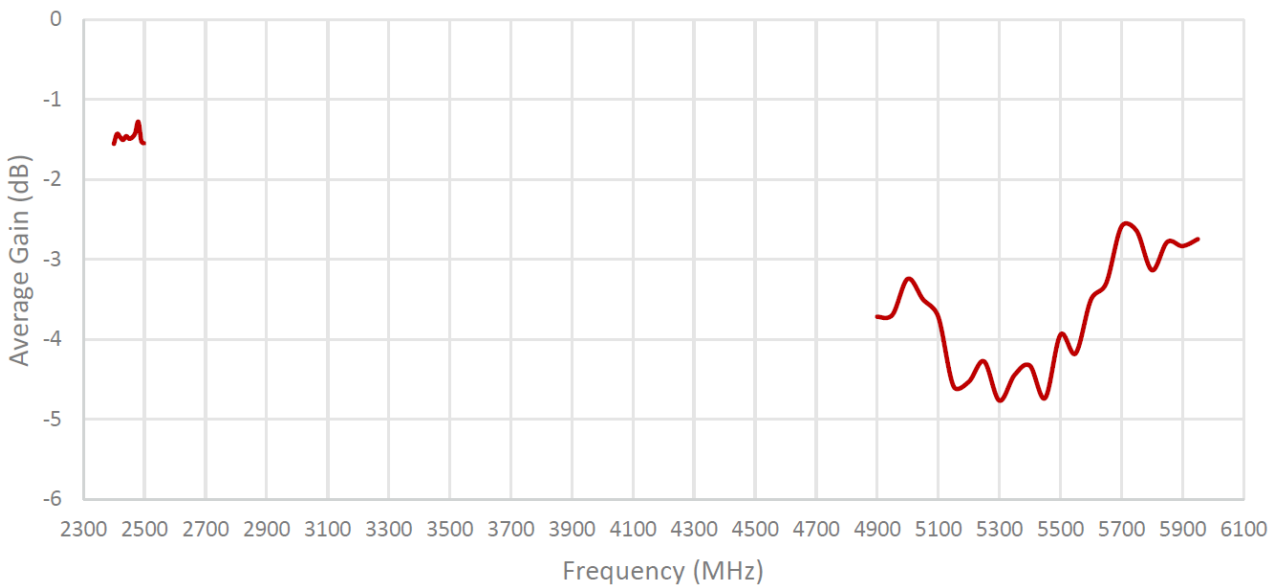
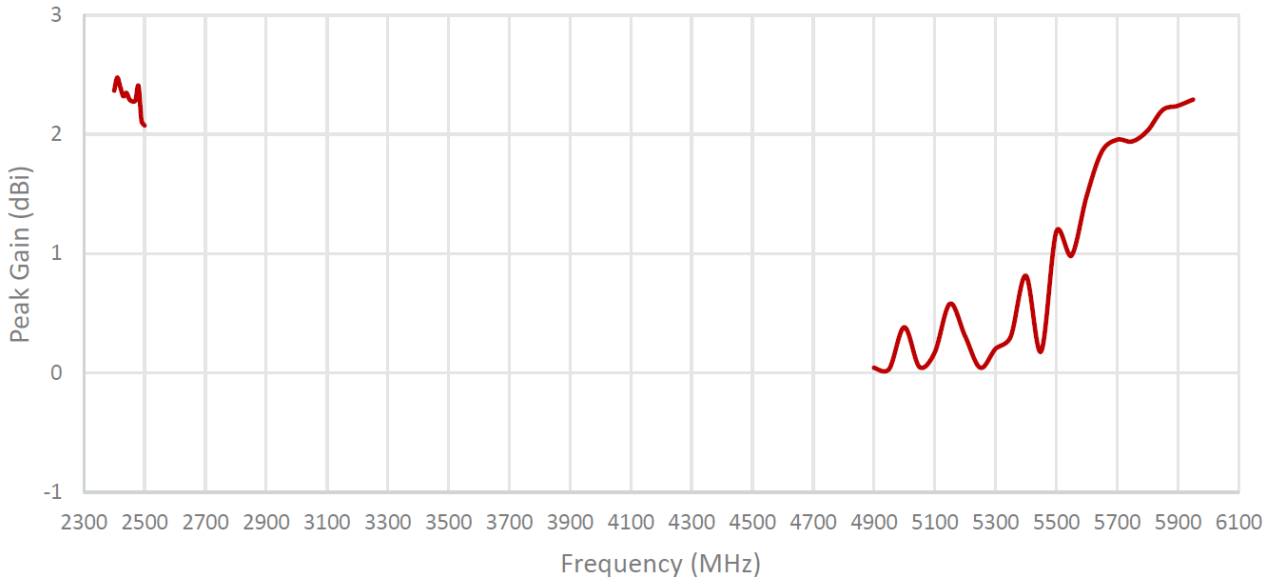


Dual Band 2.4G 5G Antenna



Part Number: W-1RA6

168 mm
RoHS/RoHS II Compliant





MiotWireless

Miot Wireless Solutions Ltd
<http://www.miotsolutions.com>
Info@miotsolutions.com

Dual Band 2.4G 5G Antenna



Part Number: W-1RA6

168 mm
RoHS/RoHS II Compliant

Packaging

TBD

Caution:

- (1) Do not apply excess mechanical stress to the component body or terminations. Do not attempt to re-form or bend the components as this will cause damage to the component.
- (2) Do not expose the component to open flame.
- (3) This specification applies to the functionality of the component as a single unit. Please ensure the component is thoroughly evaluated in the application circuit.