



GNSS Internal FPC Antenna



Part Number: G-2RF1

39*6 *1 mm
 RoHS/RoHS II Compliant

Features

- High Gain
- Compact Size and Low Profile
- Pin Type
- Customization Available
- IP67 rated
- RoHS Compliance

Applications

- Automotive navigation
- PND & PDA
- Surveying equipment
- Cell phone
- Laptop
- Healthcare and medical monitoring devices

Electrical Specifications

Parameters	Min.	Typ.	Max.	Units	Notes
GPS/QZSS/Galileo Frequency	1616-1627			MHz	
IRIDIUM Frequency	1575.42			MHz	
-10dB Bandwidth	6			MHz	
Gain (Zenith@90°)			4.0	dB	(Peak gain on standardized Ground Plane.)
VSWR at CF			1.5		
Impedance	50			Ω	
Polarization Model	RHCP				(Right Hand Circular Polarization)
Frequency Temperature Coefficient	20			ppm/°C	

(*) Application environment, including size of ground plane will affect stated performance. Fine tuning might be required when installed on customer's PCB.



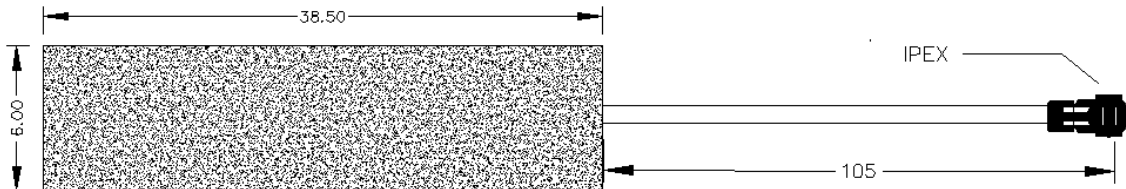
GNSS Internal FPC Antenna



Part Number: G-2RF1

39*6 *1 mm
RoHS/RoHS II Compliant

Product Dimensions & Pictures





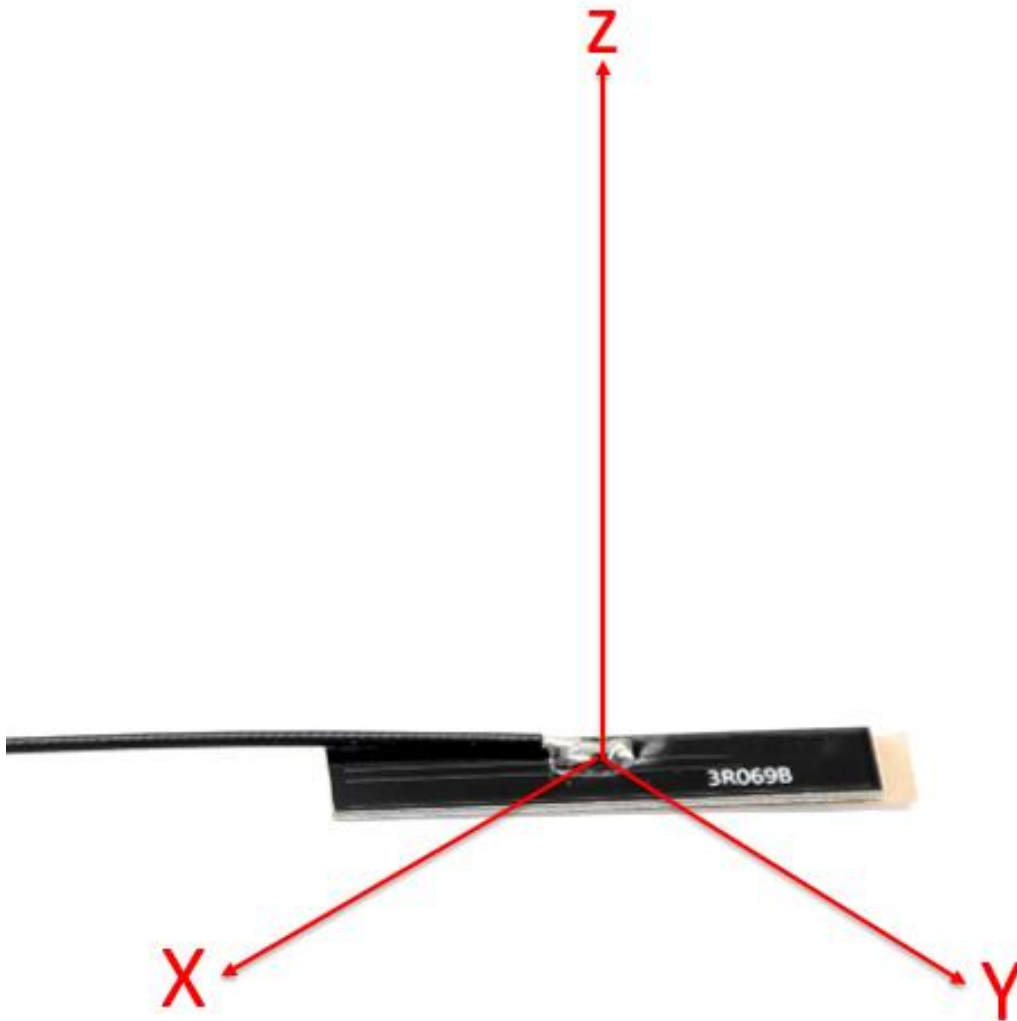
GNSS Internal FPC Antenna



Part Number: G-2RF1

39*6 *1 mm
RoHS/RoHS II Compliant

Radiation pattern reference



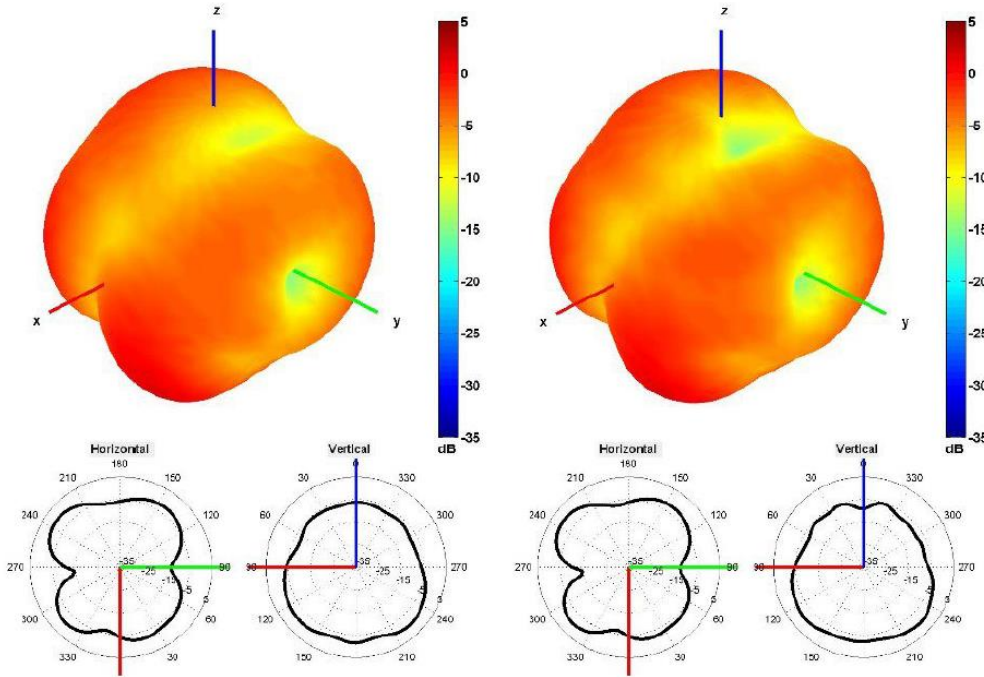


GNSS Internal FPC Antenna

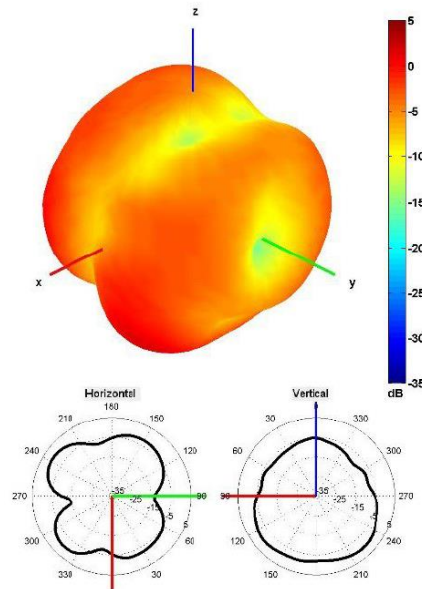


Part Number: G-2RF1

39*6 *1 mm
RoHS/RoHS II Compliant



1561 and 1575 MHz Radiation pattern



1602 MHz Radiation pattern



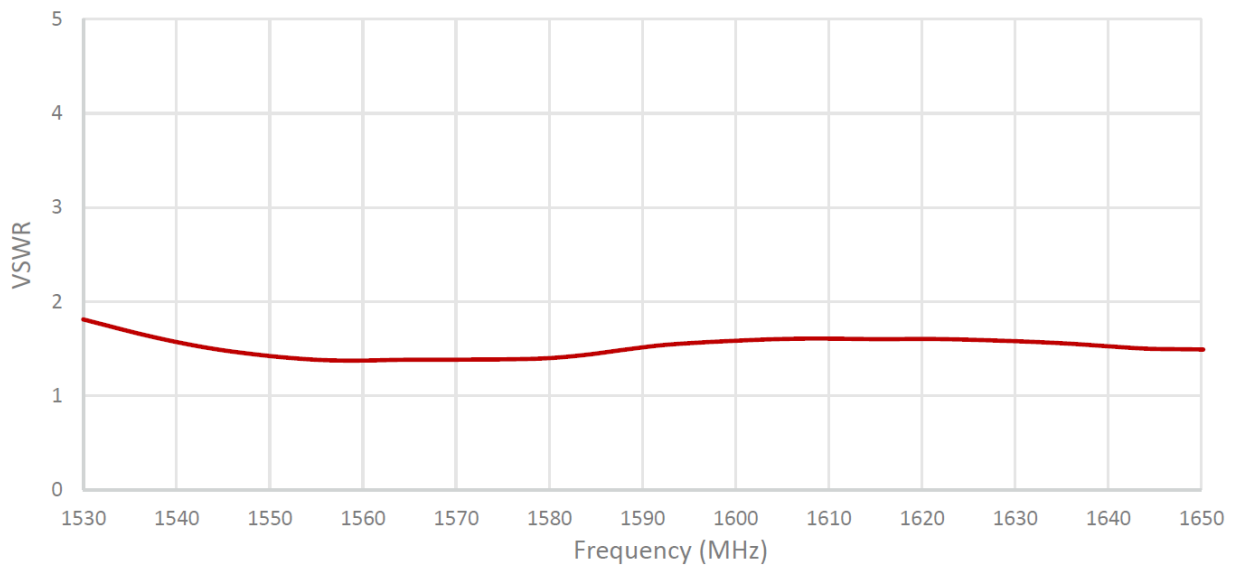
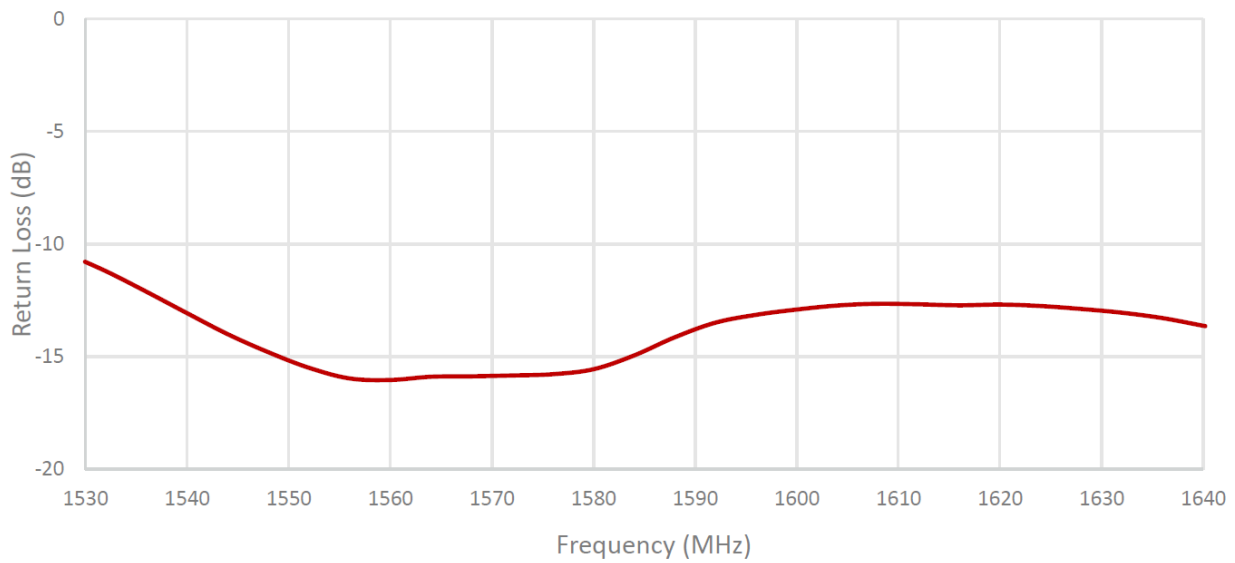
GNSS Internal FPC Antenna



Part Number: G-2RF1

39*6 *1 mm
RoHS/RoHS II Compliant

Antenna parameters



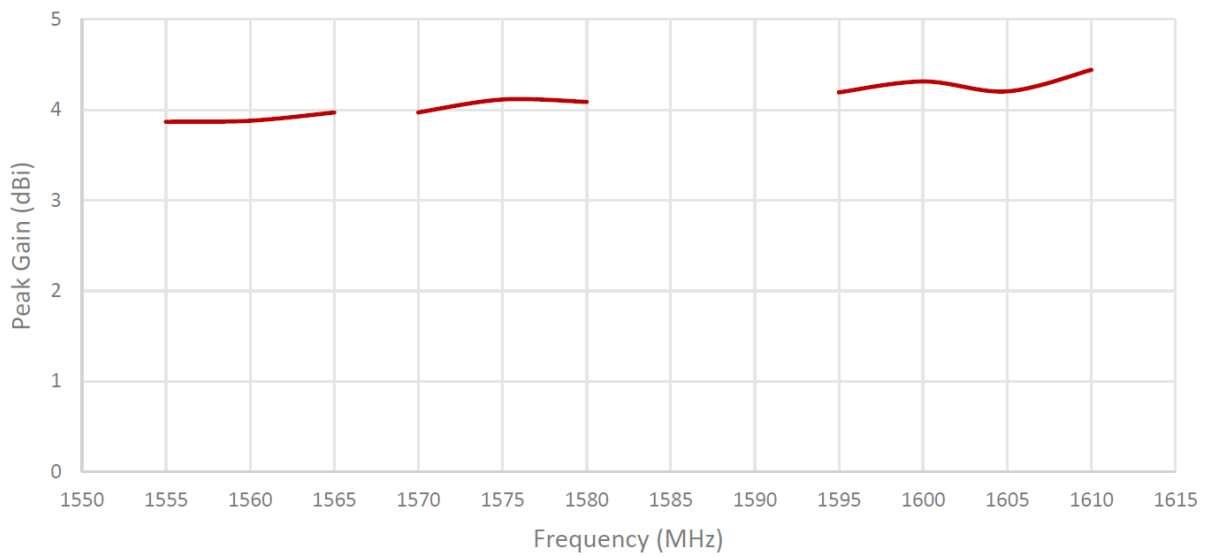
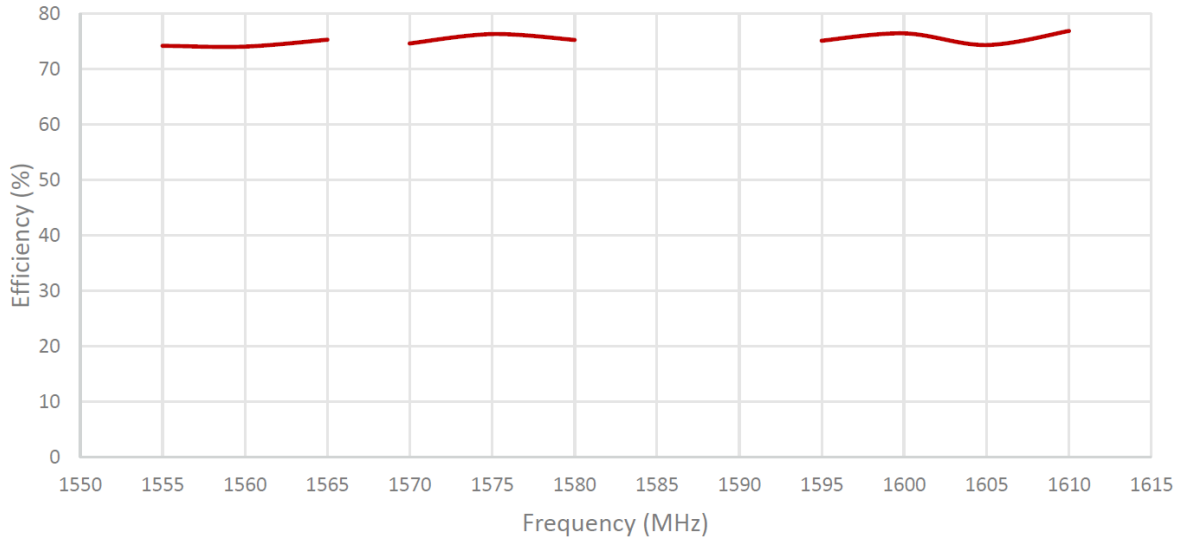


GNSS Internal FPC Antenna



Part Number: G-2RF1

39*6 *1 mm
RoHS/RoHS II Compliant





GNSS Internal FPC Antenna



Part Number: G-2RF1

39*6 *1 mm
RoHS/RoHS II Compliant

Packaging

TBD

Caution:

- (1) Do not apply excess mechanical stress to the component body or terminations. Do not attempt to re-form or bend the components as this will cause damage to the component.
- (2) Do not expose the component to open flame.
- (3) This specification applies to the functionality of the component as a single unit. Please ensure the component is thoroughly evaluated in the application circuit.